

*Board of County Commissioners*

**Community Development Block Grant  
Disaster Recovery (CDBG-DR)**

**Work Session**

**December 12, 2023**

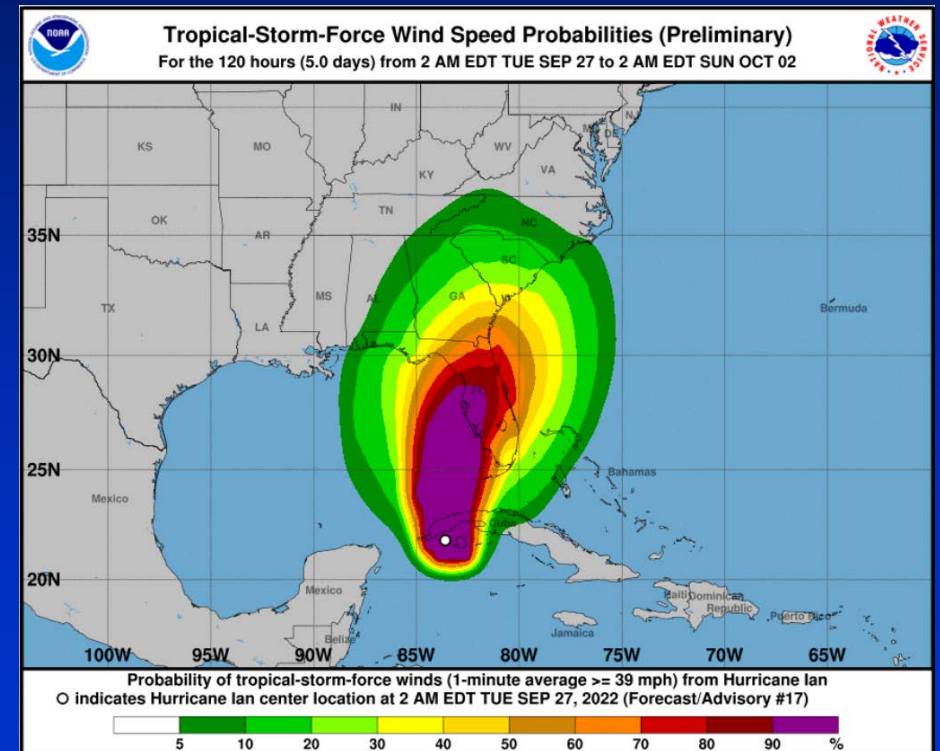


# Presentation Outline

- **Background**
- **CDBG-DR Basics**
- **Timeline**
- **Action Plan Development**
  - **Unmet Needs Analysis**
  - **Citizen Input and Engagement**
  - **Use of Funds**
- **Next Steps & Action Items**

# Background

- Hurricane Ian (Category 4)- September 28, 2022
  - Effects felt across the State of Florida
  - 16 in of rain, 8-10 ft peak storm surge
  - Widespread damage to infrastructure, homes, and local economy
  - County faced immediate challenges in emergency response
  - Flash flooding in Orange County, damage to roadways and rescue operations necessary



# Background

## ▪ Impacts to Orange County

### –Housing

- Reported damage to 10,591 housing units (FEMA/NFIP claims)

### –Infrastructure

- Majority of improvements related to stormwater, drainage, capacity improvements to existing facilities

### –Economic Revitalization

- SBA's business loan information reported 1,031 business applications issued as a result of Hurricane Ian

## ▪ Estimated over \$300 million in damages





# Background

- HUD awarded Orange County total of \$219,712,000
  - \$191,054,000 in CDBG-DR grant funds for unmet needs
  - \$28,658,000 awarded for mitigation (15% of unmet needs)
- HUD funds are typically allocated to the state of Florida, but Orange County received direct funding
  - Designated as a Most Impacted and Distressed (MID) area
  - One of four (4) counties most impacted by Hurricane Ian

CDBG-DR Allocations for 2022	
State of Florida	\$728,499,200
<b>Orange County</b>	<b>\$219,712,000</b>
Lee County	\$1,107,811,000
Sarasota County	\$201,535,000
Volusia	\$328,910,000
<b>Total</b>	<b>\$2,586,537,200</b>



# Presentation Outline

- Background
- **CDBG-DR Basics**
- Timeline
- Action Plan Development
  - Unmet Needs Analysis
  - Citizen Input and Engagement
  - Use of Funds
- Next Steps & Action Items



# CDBG-DR Basics

- CDBG-DR is a flexible set of funds to carry out a wide range of activities related to:
  - Disaster relief
  - Long-term recovery
  - Restoration of infrastructure and housing
  - Economic revitalization
  - Mitigation of risk





# CDBG-DR Basics

## ▪ Major goals of CDBG-DR

### –Address unmet needs relating to

- Housing (e.g., repairs to single-family and multifamily units, replacement, new construction)
- Infrastructure (e.g., water, sewer, drainage)
- Public Services (e.g., job training, mental health counseling)
- Economic Revitalization (e.g., small business loans)

### –Improve mitigation and resiliency

### –Ensure funding and programs prioritize underserved and vulnerable populations

## ▪ Project activities must be tied to Hurricane Ian





# CDBG-DR Basics

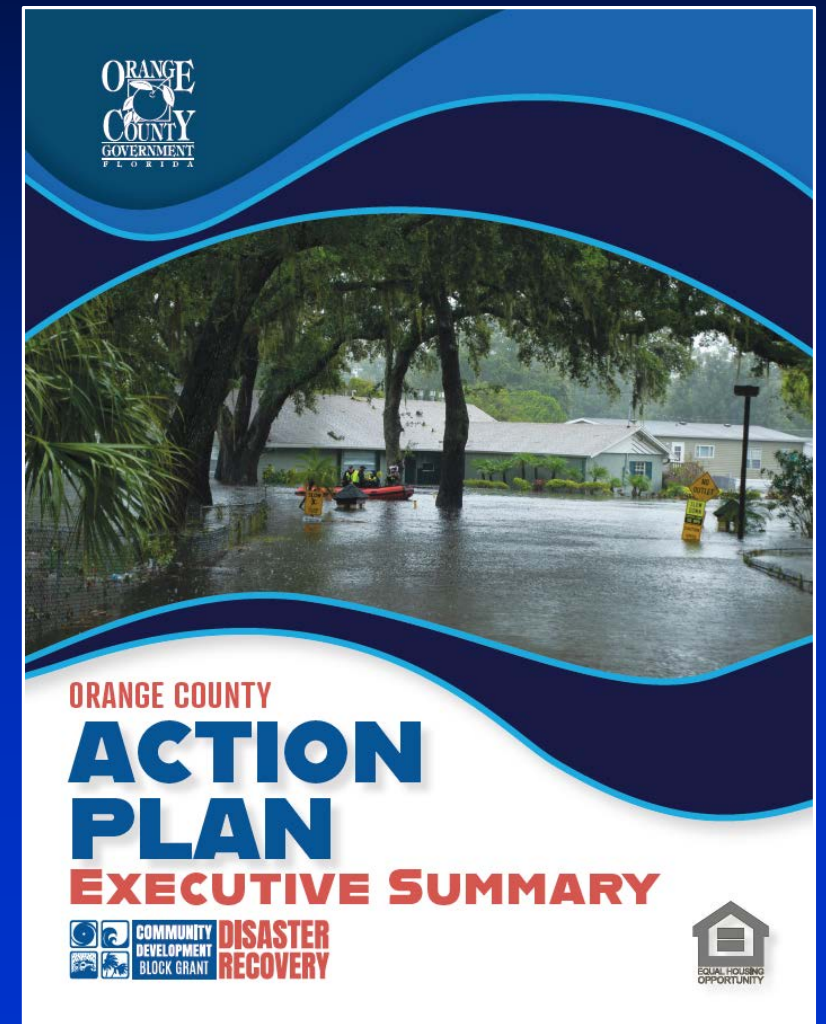
## ▪ Funding guidelines

- At least 70% of the funds must be spent on activities benefitting Low-Moderate Income (LMI) individuals or areas
  - LMI Areas - census tracts with greater than 50% of households designated as LMI (80% of Area Median Income (AMI))
  - \$70,200 for household of 4
- At least 15% of funds must be spent for mitigation activities that increase resilience to disasters and reduce long-term risk



# CDBG-DR Basics

- **Grant requirements**
  - **Develop Action Plan**
    - Unmet Needs Analysis
    - Citizen Input and Engagement
    - Proposed Uses of Funds
  - **Public access via website**
  - **Develop Implementation Plan**
    - Administrative Requirements
    - Procurement and Contracting
    - Financial Management
    - Reporting



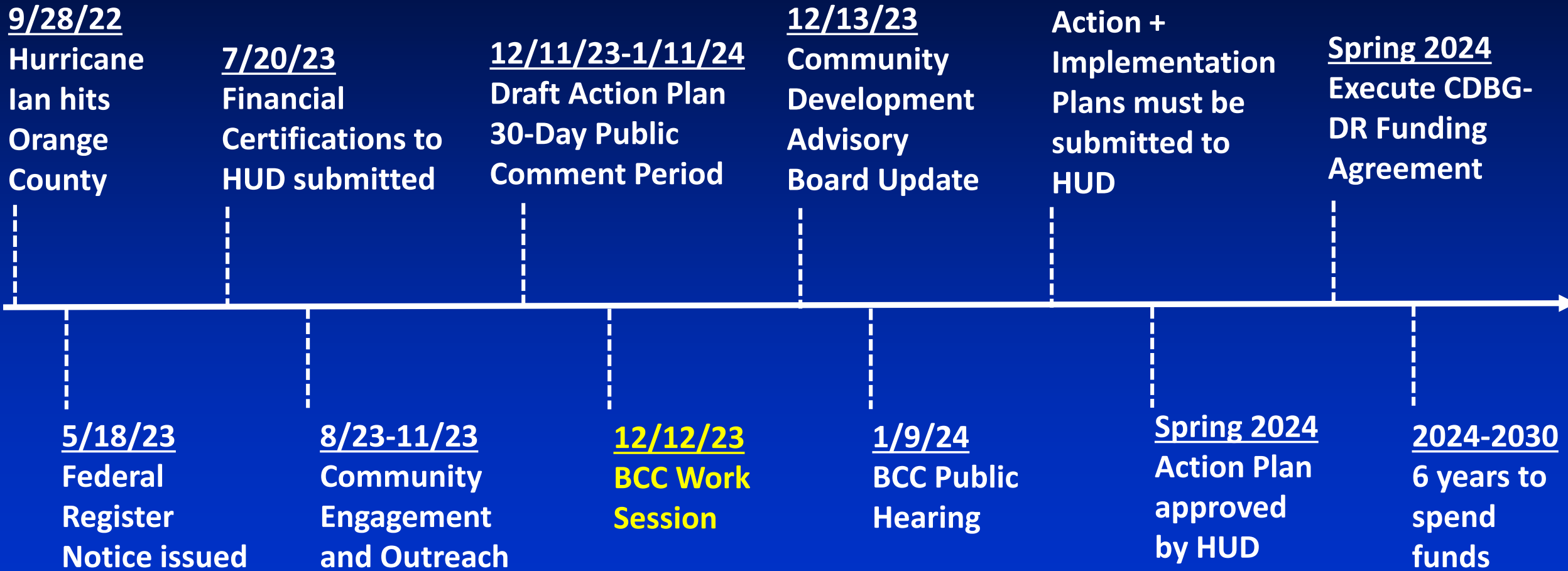


# Presentation Outline

- Background
- CDBG-DR Basics
- **Timeline**
- **Action Plan**
  - Unmet Needs Analysis
  - Citizen Input and Engagement
  - Use of Funds
- **Next Steps & Action Items**



# Timeline





# Presentation Outline

- Background
- CDBG-DR Basics
- Timeline
- **Action Plan Development**
  - Unmet Needs Analysis
  - Citizen Input and Engagement
  - Use of Funds
- Next Steps & Action Items



# Action Plan Development

## ▪ Key Components

### –Unmet Needs and Mitigation Assessment

- Data gathering
- State of housing/disaster impact

### –Citizen Input and Engagement

- Key component of the plan to address unmet needs
- Determining most appropriate activities to fund

### –Proposed use of funds based on the unmet/mitigation needs and citizen input



# Unmet Needs Analysis

- **HUD requires data on unmet needs for:**
  - Housing
  - Infrastructure and Public Facilities
  - Businesses
- **Data Sources**
  - Federal: FEMA/SBA/U.S. Census Bureau
  - Local: County Departments/Jurisdictions/Public Housing Authorities
  - Community Partners: Advocacy Groups / Continuum of Care / Providers of Homeless Services
  - Affected County Residents



# Unmet Needs Analysis

## Unmet Needs and Mitigation Assessment

Estimated Impact, Support and Unmet Needs				
Summary of Impacts/Support	Housing	Infrastructure	Economy	Total
Amount of Estimated Impact	\$315,991,487	\$225,415,477	\$20,580,517	\$561,987,481
Amount of Funds Available	\$62,690,719	\$64,714,734	\$7,533,365	\$134,938,818
Unmet Needs (Impact - Available Funds) + Resiliency Costs	\$253,300,768	\$160,700,743	\$13,047,152	\$427,048,663
Percent of Total Unmet Needs	59.31%	37.63%	3.06%	100.00%





# Citizen Participation Overview

## ▪ Focus groups with community partners/organizations

– Top comments received:

- Affordable Housing and Housing Rehabilitation and Repair
- Hurricane Preparedness and Resiliency and Mental Health Services

## ▪ Survey made available to public via website

– Active from September 25 through Nov 10, 2023

– Available in English, Spanish and Creole

## ▪ 13 community meetings held September-November 2023

– At least 2 meetings held in each Commission District

– 223 resident attendees

**CDBG-Disaster Recovery (CDBG-DR)**  
Community Meeting Summary  
September 28, 2023

John Biddes Community Center - 6 p.m.  
445 W. 13th Street  
Apopka, FL 32703

Persons in attendance: 38

**Comments/Concerns**

- Affected areas: Bithlo, Orlo Vista, College Park, Lockhart.
- General comments: flooding on 13th Street, tree cutting in the area, homeless problems in the area.
- Funding: there must be transparency in how CDBG-DR funds are distributed on different programs/activities.
- Pre-disaster: Tree removal prior to a storm is important, need programs to inform residents about evacuation plans, shelters, etc. (note: not everyone has access to digital information).
- Post-disaster: public cooling centers are needed during power outages, need to establish a system for debris removal for seniors and vulnerable populations, post-disaster social services.
- Post-disaster issues include: repair of traffic signals, trouble w/traffic patterns, evacuation plans, generators shut down, sewage on the streets.
- Emergency management services-- need more pre/post-disaster community awareness for residents.
- Special needs populations: need homeless shelters for families, day drop-in shelters, further develop assistance for homeless.
- Housing: need to mitigate/evaluate low air-seal/flood-prone areas, mobile home rehabilitation, need for affordable housing in more rural areas of the County, rehab of damaged housing stock.
- Area concerns (Apopka): Can making area improvements potentially price people out? Preservation of wetlands and re-charge areas can aid in flood prevention, undocumented individuals are not likely to seek assistance.
- Infrastructure: clogs in sewer lines lead to increased flooding even during regular rain events, on-going maintenance is needed.
- Homeowner insurance: people are being priced out of their homes due to insurance cost increases.

**Priorities Identified**

**HOUSING** - 32  
New construction - 4  
Homeownership assistance - 5  
Rental assistance - 8  
Rehabilitation/Reconstruction - 15

**INFRASTRUCTURE** - 20  
Public facilities - 15  
Road and bridges repairs - 2  
Water and wastewater facilities - 3

**ECONOMIC REVITALIZATION** - 2  
Job training - 1  
Loans and grants to businesses - 1

**PUBLIC SERVICES** - 8  
Legal assistance - 3  
Housing counseling - 2  
Utilities assistance - 3

CDBG-DR website: [www.cdfm.net/CDBG-DR](http://www.cdfm.net/CDBG-DR)



# Citizen Input and Engagement

District 1 - Tildenville Elementary School



District 4 – East Orange Community Center




District 2 - John Bridges Community Center



District 3 – Taft Community Center



District 5 – Goldenrod Park



District 6 - Barnett Park





# Citizen Input and Engagement

## ▪ Main issues identified by residents

- Continuous **flooding**, drainage issues
- Need for mitigation: preservation of **wetlands**, **upgrades to stormwater** management systems, power lines underground, etc.
- **Debris removal/trash pickup**/tree trimming
- **Pre-disaster prep** (disaster planning, food distribution) and post-disaster response
- **Need for housing rehab**/special needs housing
- Rising homeowner **insurance costs**
- **Mobile home issues**/repair needs/etc.
- Need for additional **emergency shelters** (including pet-friendly), cooling stations
- **Public service needs** (health, mental health, job training and placement)
- **Spending priorities:** Housing (homeowner rehab and some new construction), Infrastructure (drainage/utilities & water/wastewater facilities), Public Services



# Citizen Input and Engagement

- **Online survey responses regarding impacts of Hurricane Ian:**
  - **36.48% of respondents reported property damage**
  - **6.42% of respondents had to move because of damage to their property**
  - **5.53% of respondents reported their residences are still unsafe**
  - **54% of respondents reported ongoing flooding and street drainage concerns in their neighborhoods during normal rain events**



# Citizen Input and Engagement

## Survey responses regarding spending priorities of CDBG-DR funds:

### –31% Infrastructure Projects

- Roads, bridges, water and sewer projects

### –23% Mitigation

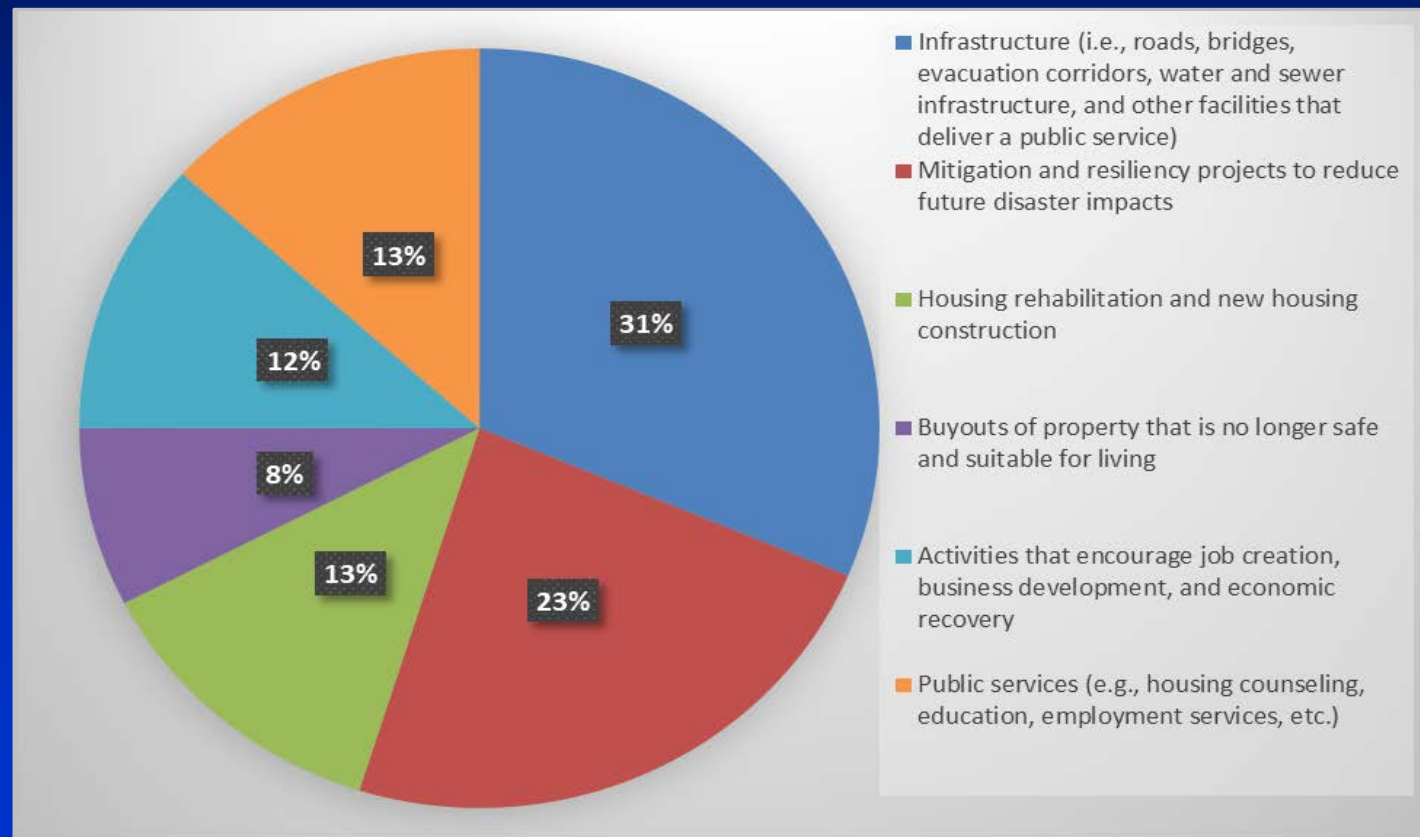
- Help reduce future impacts

### –13% Housing

- Rehab and new construction

### –13% Public Services

- Counseling, education, employment services





# Use of Funds

<u>Category</u>	<u>Remaining Unmet Needs</u>	<u>% of Unmet Needs</u>	<u>Program Allocation</u>	<u>% of Program Funds</u>
<b>Housing</b> (rehab & new housing construction)	\$253,300,768	59.31%	\$108,746,160	49.5%
<b>Infrastructure &amp; Public Facilities</b>	\$160,700,743	37.63%	\$59,322,240	27%
<b>Mitigation</b>			\$28,658,000	13%
<b>Economic Revitalization</b>	\$13,047,152	3.06%	\$0	0%
<b>Public Services</b> (includes economic recovery activities)			\$7,000,000	3.2%
<b>Administration</b>			\$10,985,600	5%
<b>Planning</b>			\$5,000,000	2.3%
<b>TOTAL</b>	<b>\$427,048,663</b>	<b>100%</b>	<b>\$219,712,000</b>	<b>100%</b>



# Use of Funds

## ▪ Housing Activities

–Activities that lead to restoring and improving the housing stock conditions

- Rehabilitation and reconstruction of single-family owned housing
- Rehabilitation of rental housing owned by private and nonprofit housing organizations
- New construction
- Broadband infrastructure for any reconstruction or new construction of a building with more than four rental units

–Program Allocation: \$108,746,160 (49.5%)



# Use of Funds

## ▪ Infrastructure and Public Facilities

–Activities that rebuild, replace, or strengthen impacted assets that provide or support services to the general public, such as:

- Roadways
- Storm water and sewer infrastructure
- Water resource projects
- Shelters (Homeless, Emergency, etc.)

–Program Allocation: \$59,322,240 (27%)





# Use of Funds

## ▪ Mitigation

- Activities that increase disaster resilience for future disasters and to reduce or eliminate long-term risk of loss of life, injury, damage to and loss of property
- Must be part of rebuilding efforts through CDBG-DR eligible activities
  - Enhance and increase resiliency to homes (e.g., new roofs, hurricane straps, drainage)
  - Increase infrastructure capacity (e.g. increase stormwater capacity in flood-prone areas)
  - Strengthen public facilities (e.g. increase capacity and resilience of storm shelters)
- Program Allocation: \$28,658,000 (13%)



# Use of Funds

## ▪ Economic Revitalization

– Orange County has implemented initiatives to assist businesses with economic recovery

- CARES Funding- 8,000 small businesses received a total of \$80 million in grants utilizing CARES funding
- \$31.3 million in business assistance through American Rescue Plan
  - Orange County established the Small Business BOOST program
- Orange County established Business Assistance for Neighborhood Corridors (BANC) program



# Use of Funds

## ▪ Public Services

–Activities that support housing and economic revitalization

- Housing counseling
- Job training and workforce development
- Services that promote financial literacy and self-sufficiency
- Mental health counseling

–Program Allocation: \$7,000,000 (3.2%)



# Use of Funds

## ▪ Administration

- Activities necessary to ensure proper grant management, implementation and compliance requirements of CDBG-DR for a minimum of six years
- Program Allocation: \$10,985,600 (5%)

## ▪ Planning and Studies

- Costs to conduct mitigation and resiliency studies to address future hazards and storms
- Program Allocation: \$5,000,000 (2.3%)



# Use of Funds

## ▪ Programs and Project Selection

- Housing rehabilitation program administered through Orange County with support from key vendors
- Applicants will apply directly through our CDBG-DR website when program opens
- Countywide Request for Proposals (RFP) to identify eligible projects for rental rehabilitation and new affordable housing
- Infrastructure, public facilities- RFP from cities to identify eligible projects
- Public service activities will be implemented by non-profits selected through competitive processes



# Use of Funds

- **Compliance and Monitoring**
- **HUD Requirements for preventing fraud, waste, and abuse**
  - Procedures to detect and prevent fraud, waste, and abuse of funds
  - Maintain a fraud hotline
  - HUD Inspector General monitors CDBG-DR grants and conducts audits
- **HUD Requirements to prevent duplication of benefits**
  - Assess and document previous benefits awarded (e.g., FEMA claims) prior to services
  - Ensure CDBG-DR funding is funding of last resort



# Presentation Outline

- Background
- CDBG-DR Basics
- Timeline
- Action Plan Development
  - Citizen Participation
  - Unmet Needs Analysis
  - Use of Funds
- **Next Steps & Action Items**



## **Next Steps & Action Items**

- **December 13, 2023 - Community Development Advisory Board**
- **January 9, 2024 - BCC Public Hearing on CDBG-DR Action Plan**
- **January 11, 2024 - Public comment period closes for Draft Action Plan**
- **January 18, 2024 - Deadline to submit CDBG-DR Action and Implementation Plans to HUD for review**
- **2024 - Expand operations (staff capacity and consulting services)**
- **2024-2030 - Orange County will have 6 years from the Funding Agreement execution date to spend the funds**





## Next Steps & Action Items

- **Draft Action Plan is available for public comment (December 11, 2023 – January 11, 2024)**
  - Website: <https://www.ocfl.net/CDBG-DR>
  - Email: [Disaster.Recovery@ocfl.net](mailto:Disaster.Recovery@ocfl.net)
- **Mail: Orange County Housing and Community Development Division**  
**ATTN: CDBG-DR Program**  
**525 E. South Street**  
**Orlando, FL 32801**